



Assembly group	Parameters	Unit	Value	
Aggregate	Nominal voltage	V	400	
	Frequency	Hz	50	
	Sound power level	LWA	dB	71
	Calculated sound pressure level 7/10 m	LPA	dB(A)	44 / 42

Water pump	Volume flow	$V_{max}$	m <sup>3</sup> /h	510 - 600
	Funding level	$H_{max}$	m WS	24,5 - 30
	Connection	DN <sub>S</sub> / DN <sub>D</sub>	mm	2 x 159 V / 2 x 159 V
	Grain size max.	∅	mm	115

Vacuum pump	Volume flow	$\dot{V}$	m <sup>3</sup> /h	58
	Vacuum	$P_U$	cash	-0,92
	Speed <sup>1)</sup>	n	1/min	1500

Motor	Type of protection/design			IP 54 B 3
	Tension	U	V	400
	Power WP <sup>2)</sup>	P	kW	30
	Power VE <sup>3)</sup>	P	kW	2,2
	Nominal current HP <sup>2)</sup>	$I_{nenn}$	A	54,6
	Rated current VE <sup>3)</sup>	$I_{nenn}$	A	4,7

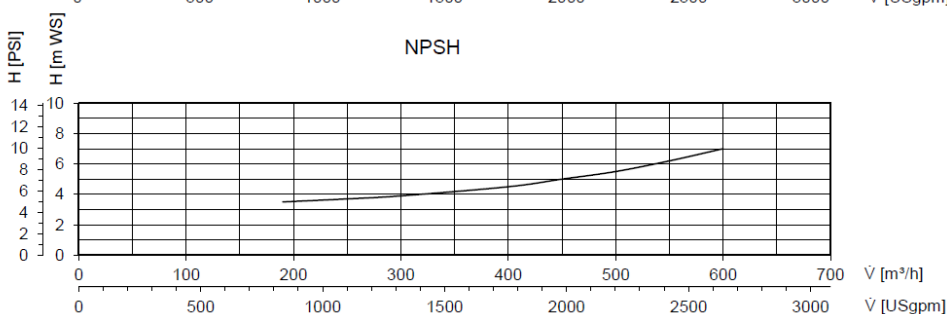
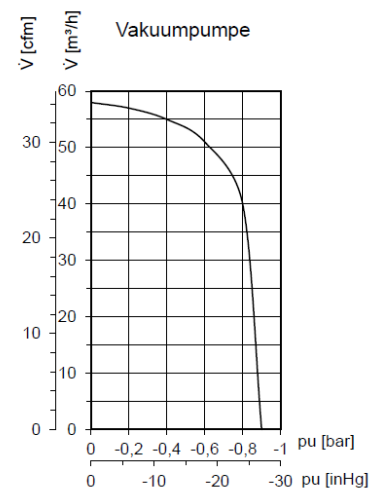
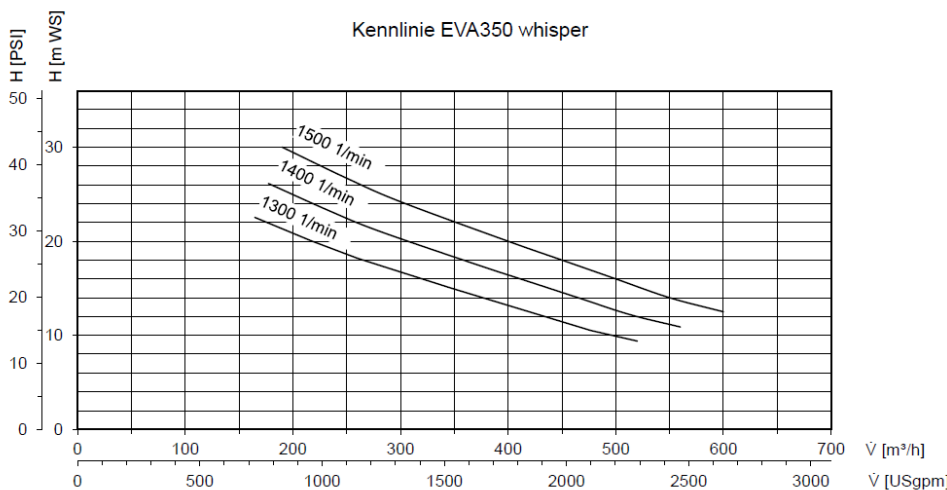
Dimensions	Length x width x height	l x w x h	mm	2940 x 1194 x 1513
Weight		m	kg	2042

### Use

in Construction - Industry - Municipal sector

- Accidents
- Municipal technology
- Sewer renovations
- Wastewater pumping
- Mine water extraction
- Pulp extraction
- Sewage sludge extraction
- Pumping measures

### Characteristic curves



Subject to technical changes.

Status 09/24

page 1 from 2


## EVA 350 whisper Electric Sewage Pump

### Functional principle

The waste water pump and vacuum generator driven by an electric motor ensure continuous pumping of the medium. The galvanized air separation tank upstream of the water pump separates any air from the water so that the pump only pumps the liquid medium.

This combined system achieves safe, fast suction and a high vacuum.

### Equipment



#### Air separator

The air separator tank is made of hot-dip galvanized sheet steel as standard and is therefore optimally protected against corrosion. It has large side-opening swing doors for easy cleaning.



#### Waste water pump

Low-wear, robust screw centrifugal pump with the best possible efficiency for long-fiber materials in wastewater. It is insensitive to clogging.  
Grain passage: 115 mm



#### Switchgear

The water or vacuum generators are switched on or off via an electrode system. This type of control has the advantage over a dial float control that it is also insensitive in the long term. The electrical components used are commercially available components from well-known manufacturers. This ensures a rapid supply of spare parts in the event of a breakdown. A so-called phase sequence relay ensures that the electric motors are always operated in the correct direction of rotation!

A so-called soft starter is provided as standard to limit the starting current.

Starting type: Serial electronic soft start (ESA). As an option, a frequency converter (FC) can be selected instead of an ESA for an additional charge.



#### Oil-Free Vacuum Pump

The dry-running and oil-free rotary vane vacuum pumps from Hüdig offer numerous advantages. They are robust, low-maintenance and environmentally friendly. Attention: No oil required. This results in lower operating costs and there is no risk of oil contamination. This pump is low-maintenance, durable, reliable and quiet. In combination with the noise-reduced housing, it is an ideal solution for use in a noise-sensitive environment.