




DW 18

Construction width 18 m

Application

-  Agricultural irrigation
-  Fruit and vegetable growing
-  Speciality crops

Function

HÜDIG has set standards in the development of irrigation machines. For over 100 years now, experience from agricultural irrigation has been utilised for the development and improvement of our products.

Hüdig designed the DW 18 nozzle wagon to further optimise irrigation in terms of precise water distribution and simultaneous energy savings. In addition to the advantages of finer water distribution and less wind drift, energy costs are an increasingly important item in the economic evaluation. Without taking into account the individual pump efficiencies, the energy costs decrease linearly with the reduced pressure. It therefore makes a difference, whether the pressure on the sprinkler carriage is 4.5 bar or 3.0 bar.



The DW 18 is also designed so that it can be picked up by the automatic sprinkler trolley at the end of the irrigation cycle. The transport width remains under 3.0 metres. So fold it in, lock it and off you go to the next installation. (Note: only applies to Hüdig irrigation machines type Iromat I + II).



Parameter		Unit	Value
Lenght	1)	mm	5.500
	2)	mm	2.300
Width	1)	mm	2.950
	2)	mm	18.500
Height	1)	mm	2.200
	3)	mm	2.700
Ground clearance		mm	880
Track width		mm	1.500 – 2.250
Weight		kg	540
Design width of the irrigation boom		m	18
Max. Working width with R55 end nozzles		m	39
Max. Working width with R75 end sprinklers		m	54
Volume flow	4)	m ³ /h	40
PE pipe connection		–	Flange Nelson/ Comet (other connection options on request)

1) Transport position, 2) Working position, 3) Transport position semi-mounted on Iromat II 4) Further nozzle sets for different volume flows on request

Features

-  R75 end sprinkler from Nelson to achieve a working width of 54 m
-  Further nozzle sets with different volume flows

Technical Details

- 🔧 18 m construction width of the cantilever in the form of a long-life tubular steel construction
- 🔧 39 m max. working width when using the R55 end nozzles
- 🔧 Even water distribution to low-pressure rotary nozzles from Nelson (nozzle inlet pressure 1.4 bar)
- 🔧 Nozzle set with a water flow rate of 40 m³/h
- 🔧 Manual folding of the individual boom segments
- 🔧 Working height of the rotating nozzles of 1.5 m
- 🔧 5-wheel chassis with swing axles optimally compensates for unevenness in the lane
- 🔧 Fully galvanised design of all components for optimum corrosion protection
- 🔧 PE pipe support in the lane on the right or left (depending on the position of the PE pipe on the irrigation machine)
- 🔧 Track width adjustable from 1,500 mm to 2,000 mm
- 🔧 Automatic coupling of the nozzle carriage at the end of the irrigation cycle (when used with Hüdig irrigation machines)
- 🔧 Transport width when folded less than 3.0 m
- 🔧 Integrated warning signs for road traffic
- 🔧 Adaptation to the following machine types possible:
 - 🔧 Iromat I
 - 🔧 Iromat II RED
 - 🔧 Iromat II

Components



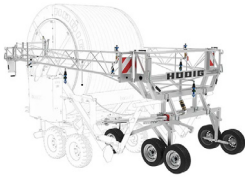
Sturdy truss construction - easy handling

The selected truss construction of all cantilever segments achieves high strength with a low dead weight. The individual segments are locked together using simple hand levers. A gas pressure spring serves as a position holder in the respective end positions.



Automatic saddling at the end of irrigation

As with the standard Hüdig sprinkler wagons, the DW 18 nozzle wagon also saddles up automatically on the sprinkler wagon support at the end of irrigation (the energy is taken from the water volume flow required for irrigation). The rear support legs are retracted via the oil hydraulics at the end of irrigation and the boom system is folded up manually on the machine. This convenience reduces set-up times to a minimum.



Transport

In conjunction with the machine types Iromat 1, Iromat 2 RED and Iromat 2 Tandem, the transport width of the DW 18 nozzle trolley is 3 m when folded. The warning signs fitted as standard in the boom system ensure the necessary safety during transport. The TÜV certificate required to obtain an operating licence in accordance with StVZO is also available for the above machine types in conjunction with an existing air brake system.



Nozzle system

Different nozzle systems are available to enable the DW 18 to be used in a variety of applications. Water flow rates of 20 m³/h up to 60 m³/h can be realised. In order to minimise energy consumption during irrigation and to achieve an even distribution of precipitation, pressure reducers of 1.4 bar are fitted in front of the nozzle. Pressure reducers with 2.0 bar are used for the outer end nozzles. The 7 nozzles in the corresponding rotary nozzle body can be replaced quickly and with minimal effort. The same applies to the nozzle inserts in the two R55 end nozzles.

For a throw range of 54 metres, the end nozzles can be replaced by the R75 end sprinklers.



DW 18 in working position

Dimensions

