

## Diesel Vacuum Pump Units

The safe low-maintenance alternative



# The safe low-maintenance alternative Diesel Vacuum Pump Units

... meet our customers' needs – proven worldwide – for the conveyance of groundwater.

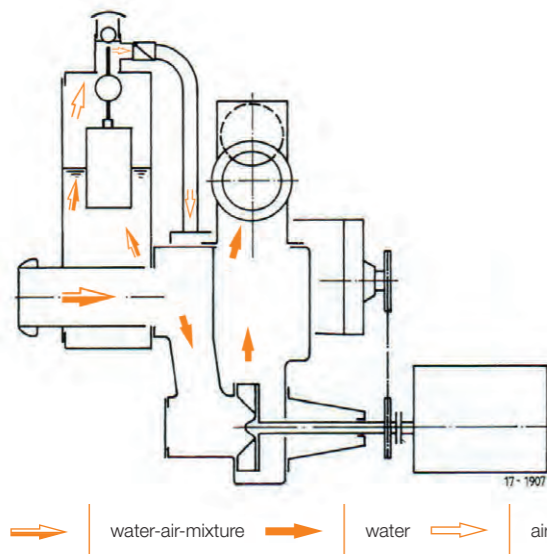
These units are engineered under the motto “highest reliability with the smallest maintenance requirements”. This demand is met by using the highest quality materials and quality standards. The result is a pump unit that stands up to the toughest of the requirements – such as those in the construction industry.



## The concept behind them

Powered by Diesel engines, both the water pump and vacuum generator ensure the **continual provision** of the air-water mixture. Using an air separator (connected

“upstream” of the water pump), the drawn-in air can be separated from the water, so the water pump conveys only water. This combined system achieves a **fast, reliable suction** as well as a powerful vacuum.



## Reliable Diesel engines

Powered by air-cooled and water-cooled Diesel engines produced by first-class European manufacturers.

## Chassis

The HC 551/07, 551/00, 572/00 models of the Diesel vacuum pump units are mounted on a fuel tank chassis as standard to enable the pumps to be movable on-site at speeds of up to 6km/h. Chassis to enable higher speeds can be fitted at additional cost. The fuel tank size is sufficient for at least one 24-hour operation.

## Galvanized air separator

The air separation chamber is built as standard from hot-galvanized sheet steel and is therefore optimally protected against corrosion.

## Robust water pumps

Defective filter casings or sump pumping need never be a problem with the HÜDIG Diesel Vacuum Pump Unit. By using **HÜDIG wastewater centrifugal pumps**, premature breakdowns caused by conveying sandy water are counteracted. A huge advantage!

The durability of pumps commonly used for the conveyance of saltwater or brackish water is limited. By using bronze-alloy impellers, the pump's resistance against corrosion from saltwater is guaranteed. The HC 522/551/572 units come equipped with impellers made out of bronze alloy as standard.

## High performance vacuum pumps

HÜDIG Diesel Vacuum Pump Units are equipped with rotary vacuum pumps **without lubrication**. Their large air flow rate even at high vacuum proves their worth. These robust pumps can operate just as flawlessly in frost as in tropical temperatures and suffer no damage due to frost or a lack of cooling water. Even the tedious daily controlling of the operating water as well as **oil change intervals become unnecessary**.

## The strong components of HÜDIG GmbH & Co. KG



Engine



Chassis-mounted units



Air separation chamber



Water pumps

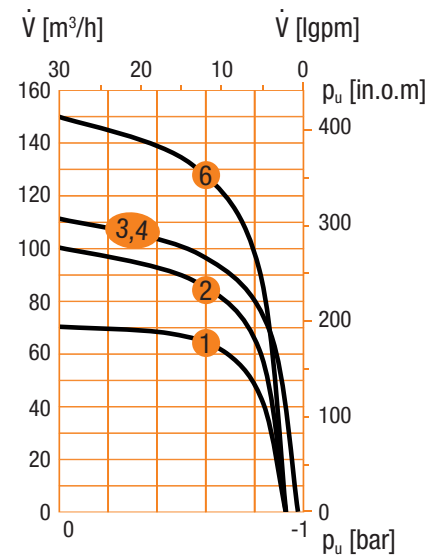
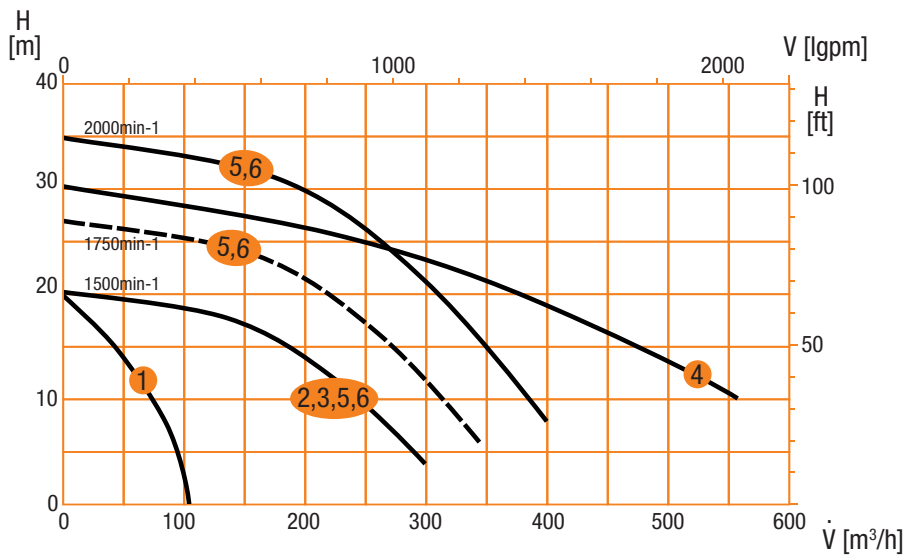


Impeller



Vacuum generator

# Head Curve



# Technical Data

Head Curve No.	Type	Water Pump				Vacuum Pump		Engine <sup>1)</sup>				Shipping dimensions	
		Capacity	Head	Conne- ction <sup>2,7)</sup>	Solid Size cap.	Capacity	Vacuum	Manu- facturer	Type	Power <sup>3)</sup>	RPM	Length x Width x Height	Weight
		$V_{max}$ m <sup>3</sup> /h	$H_{max}$ m	DN <sub>s</sub> DN <sub>d</sub> mm	∅ mm	$V_{max}$ m <sup>3</sup> /h	$p_{u max}$ bar			P kW	n 1/min	l x b x h <sup>4)</sup> mm	m kg
1	HC 522/06 <sup>5)</sup>	105	20	108 V	45	70	-0,92	Hatz	1D81Z	8,4	2300	1550 x 1174 x 1450	1052
	HC 522/07 <sup>5)</sup>											1550 x 1174 x 1700	1288
2	HC 551/07	300	21	159 V	50	100	-0,97	Deutz	F3L912	22,0	1500	2140 x 1500 x 1460	1131
3	HC 551/00					105							
4	HC 572/00					560							
5	HC 551/30 <sup>5)</sup>	400 <sup>8)</sup>	32	159 V	50	112	-0,92	Hatz	3H50TIC <sup>9)</sup>	35,9	2000	2000 x 1480 x 1800	2065
	6					HC 551/31 <sup>5)</sup>			155				
	HC 551/33 <sup>5)</sup>												

Subject to technical changes to the scope of delivery! 06/2019

- 1) Other engines available on request
- 2) Other connections available on request
- 3) Load according DIN
- 4) Length without tow-bar
- 5) With low-noise protection canopy / HC 522/07 fuel capacity 511 l
- 6) With low-noise engine

- 7) V = Male connection
- 8) Pump performance 1500 1/min, calculated values for 1750 1/min and 2000 1/min
- 9) Complies to US EPA Stage TIER 4 final
- 10) Complies to EU exhaust stage V



HÜDIG GmbH & Co. KG  
Heinrich-Hüdig-Str. 2  
D-29227 Celle  
Germany

Phone: +49 5141 88 45-0  
Fax: +49 5141 86 91-8  
E-Mail: info@huedig.de  
Web: www.huedig.de

