





Iromat IV RED




IROMAT – Series



Applications in:
agriculture – forestry – industry

-  Agriculture areas, up to approx. 70 ha A
-  Vegetable cultivation | Special crops
-  Environment protection (dust suppression etc.)
-  Wastewater irrigation

Available with the following PE pipe sizes:

-  max. 600 m special PE-pipe Ø 120 x 13,5-11-9,0 mm
-  max. 570 m special PE-pipe Ø 125 x 14,0-11,4 mm
-  max. 410 m special PE-pipe Ø 140 x 10,4 mm

Dimensions

Parameter	Unit	Value
Length ¹⁾	mm	6.750
Width ²⁾	mm	3.000
Height	mm	4.100
Track	mm	1.800 / 2.000 / 2.250
Empty Weight ^{1), 2)}	kg	3.900
Ground clearance	mm	500
Tires		11.5 / 80 - 15.3 AW, 14PR

1) Without sprinkler skid, 2) Without PE-pipe

Weights








Parameter	Unit	Water	Value
PE-Pipe Ø 120 mm x 600 m	kg	without	2.053
	kg	with	6.778
PE-Pipe Ø 125 mm x 570 m	kg	without	2.366
	kg	with	6.985
PE-Pipe Ø 140 mm x 410 m	kg	without	1.729
	kg	with	6.305

Sprinkler

Parameter	Unit	TWIN 202 ULTRA				
Nozzle diameter	mm	24	26	28	30	32
Nozzle pressure	bar	3,0				
Water consumption	m ³ /h	38,5	45,6	52,6	60,4	69,1
Throw range(WW)	m	41,5	42,9	43,1	43,5	43,8
Effective irrigationwidth ³⁾	m	70,6	72,9	73,3	73,9	74,5
Nozzle pressure	bar	4,0				
Water consumption	m ³ /h	44,5	52,6	60,7	69,7	79,8
Throw range(WW)	m	47,7	49,9	52,1	53,6	55,0
Effective irrigationwidth ³⁾	m	81,1	84,8	88,6	91,1	93,5
Düsendruck	bar	5,0				
Water consumption	m ³ /h	49,7	58,8	67,9	78,0	89,2
Throw range(WW)	m	51,0	53,6	56,2	58,6	61,1
Effective irrigationwidth ³⁾	m	86,7	91,1	95,5	99,6	103,9

3) Effective irrigation width = 2xWW-15% for overlapping and loss due to wind

Standard equipment

-  Chassis with tandem-axle
-  3 adjustable track widths: 1.800, 2.000 and 2.250 mm
-  Combined agriculture-rail and tow-coupling connection
-  Special gearbox (4 gears) with adjustable band brake
-  Full casing
-  P.T.O shaft fast rewind
-  Lockable turntable

- 🔧 Hydraulic support legs at the back
- 🔧 Return stop at the pipe drum
- 🔧 Mechanical safety shut-down against winding faults
- 🔧 Fully galvanized water inlet on both sides (depending on the choice of shutdown)
- 🔧 Low pressure - and total shut-down
- 🔧 Electronic speed control with pinion sensor
- 🔧 3-wheel sprinkler trolley, with automatic lifting at the end of irrigation
- 🔧 Large-area sprinkler TWIN 202 ULTRA

Special equipment

- 🔧 Compressed air brake system incl. operating licence acc. to Road Traffic Act (StVZO)
- 🔧 Hydraulic drive for turntable
- 🔧 Hydraulic support leg at the front
- 🔧 Pipe guidance device (mechanical or fully hydraulic)
- 🔧 Lighting installation
- 🔧 Solar panel for battery recharging
- 🔧 Additional sprinkler for close range (electronically controlled)
- 🔧 GSM control unit
- 🔧 Water meter DN 100 non-calibrated or calibrated (on request)
- 🔧 Supply hose DN 100, 8m, 108 female/male
- 🔧 Discharge hose DN 100, 5m, 108 female
- 🔧 Pendulum locking of the tandem-axle
- 🔧 Wide tires 15.0 / 55 - 17 AW, 14PR
- 🔧 Large-area sprinkler at choice
- 🔧 Various, application-related sprinkler trolleys

Operating principle


HÜDIG has set standards in the development of irrigation machines. For over 100 years now, experience from agricultural irrigation has been used to develop and improve our products. With the help of a low-maintenance, flanged gear-turbine unit and a drive sprocket bolted to the reel, the PE pipe is pulled in safely even under the highest loads. The feed speed is controlled and monitored by the HÜDIG-Control electronic feed control and a pinion sensor mounted on the gearbox. The swinging tandem-axle from the chassis enables the machine to drive smoothly on the road and on uneven terrain.

Equipment



Automatic sprinkler trolley lifting

At the end of the irrigation cycle, the sprinkler wagon automatically lifting (the energy is taken from the water volume flow required for irrigation). The rear support legs are retracted manually via the oil hydraulics after irrigation is complete. This convenience reduces set-up times to a minimum.



Central control unit

All essential control elements, the HÜDIG-Control electronic feed control and the drive unit are combined in the control center behind a large, lockable cover. The individual elements are clearly arranged and easily accessible. The drive unit is a free-flow turbine with a directly adapted gearbox. This combination is characterized by good efficiency. Overall, this arrangement impresses with good operating comfort and a high degree of easy maintenance.

The HC 2.009 electronic intake control ensures uniform irrigation intensity. Pre- and post-irrigation according to the conditions can be set intuitively from 1 - max. 250 minutes. Depending on the water supply conditions, draw-in speeds of 5 - 200 m/h are possible. Furthermore, many additional options (e.g. close-range sprinklers etc.) or various draw-in parameters (e.g. start/stop time) can be controlled using HÜDIG-Control.



Tandem-axle

The Iromat IV is equipped with a swinging tandem-axle as standard. The tandem-axle comfortably absorbs uneven road surfaces and terrain and significantly increases overall driving safety. An optionally available air brake system, including a TÜV certificate for obtaining an operating license in accordance with the German Road Traffic Licensing Regulations (StVZO), ensures safe participation in road traffic.

The Hüdig coupling combination, designed with a standard towing eye, allows comfortable road transport in the towing jaw on the one hand and quick repositioning of the machine in the field with the agriculture rail on the other. Wide tires size 15.0 / 55 - 17 are available as an option to the standard tires size 11.5 / 80 - 15.3.



Sprinkler trolley

The 3-wheel sprinkler trolley developed by HÜDIG has exceptional directional stability even on uneven terrain. A robust and wear-free level compensation system prevents the large-area sprinkler from dipping at the end of the irrigation process. A convenient, central pulling device is available for pulling out the hose in the tractor track with a narrow agriculture rail. For tall crops, e.g. maize, a maize sprinkler trolley can be used as an option.

For particularly heavy-duty applications, a 5-wheel sprinkler trolley with integrated tandem swing axle can also be used.

Dimensions

